

Move in like a boss




Register to OmaPSOAS




Laundry and sauna turns as well as club room can be reserved from the OmaPSOAS service. Register with your email address at omapsaos.fi after your lease has begun.

Submit the apartment report



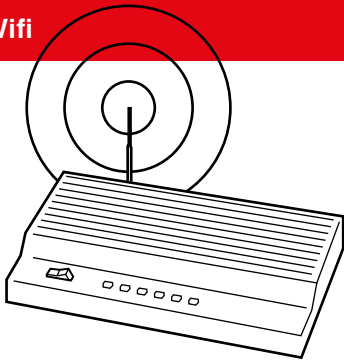
Check out the condition of the apartment and submit an apartment report within **four days from moving** in at **OmaPSOAS**. By doing this you can make sure that you will not be held responsible for possible damages caused by the previous tenant.

Faults that need repairing



If there are damages in the apartment that require immediate repairing please submit a fault report at **OmaPSOAS**.

Wifi




A free Wifi called Campusnet can be accessed with the **OmaPSOAS username and password**. Logging in is possible within an hour from registering to OmaPSOAS. If there is a problem, contact campusnet@psaos.fi.

Check out the Housing guide



Find more information about living at PSOAS and check out the Housing guide at psaos.fi/for-exchange-students. The guide provides useful information about paying the rent, cleaning etc.

Lost/Misplaced keys



Did you lose your key? Please inform our accommodation office so we take necessary actions. PSOAS email: asuntotoimisto@psaos.fi

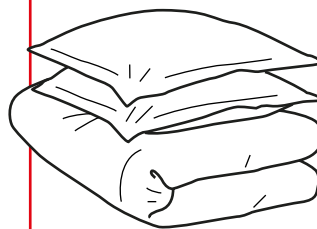
Locked out of room/dormitory info



If you lock yourself out of your flat, a spare key can be obtained from PSOAS office **PSOAS Lounge, Paavo Havaksen tie 5** when office is open Mon-Fri (9am-4pm)

or
calling the Round-the-Clock-service (cost 20-60 euro) number **+358 10 583 3000** (Alltime Oy)

Bed linen/sheets info



Bed Linen Storage is located on the ground floor. You can access the storage on the **last Tuesday of every month**, and change your used bed linen into a freshly washed set.

If your bedlinen is missing on the day you arrive please contact the janitor (from 7am to 4pm):

Yliopistokatu 16 and 18: **+358 50 462 6577**

Tirolintie 2: **+358 40 192 0700**

Tellervontie 2: **+358 41 730 1272**

Tutkijantie 2: **+358 41 731 5105**

Janitor on duty (from 4pm to 7am): **+358 10 583 3000**

How to lock your door

The lock button is located between the handles of the door.



Button down:
Unlocked



Button up:
Locked

When leaving the flat without your keys, make sure you have unlocked it to avoid locking yourself out and having to pay an opening fee.



HOW TO ENTER THE BED LINEN STORAGE

BEFORE USING THE STORAGE
FOR THE FIRST TIME, KEYS
NEED TO BE UPDATED AT THE
ILOQ UPDATING POINT AT
STAIRCASE A.

Please make sure to update both keys.

More info:

[https://www.psoas.fi/en/housing-
guide/updating-iloq-keys/](https://www.psoas.fi/en/housing-guide/updating-iloq-keys/)

You can access to the bed linen storage on
the last Tuesday of every month.